

Aegon Global MM European Equity Fund - EUR - Class I

Fund description

The fund invests in equities of listed companies in Europe. The fund is a feeder-fund with the objective to permanently invest 85% or more of its assets in the Aegon Global Multi Manager European Equity Fund (the 'master-fund'). In addition, the British pound exposure in the benchmark is hedged to the euro.

TKP Investments (TKPI) uses a structured multi-manager investment process for asset management. This means that on the basis of an intensive selection process, specialized external managers manage the assets. The investments are passively managed. In principle, one external manager is appointed for cost reasons.

The fund has a Socially Responsible Investment Policy. Do you want to know more?

[Responsible investment](#)

Benchmark

TKPI Europe Index Total Net Return (in euro) based on MSCI Europe Index Total Net Return (in euro)

Net asset value per participation

€ 108.67

Fund value

€ 282,335

Inception date

6 September 2017

More information?

Please contact us at:

info@tkpinvestments.com
www.tkpinvestments.com

Description

Return	Last mth	Last 3 mths	This year	Last 12 mths	Since inception
Fund return	0.58%	1.22%	16.79%	2.24%	4.48%
Benchmark return	0.69%	0.98%	16.74%	1.74%	4.21%
Relative return	-0.11%	0.23%	0.05%	0.49%	0.26%
Tracking Error ex-post				0.66%	0.50%

Not all costs are included in the returns shown. Under the heading "Costs" is listed which costs are chargeable to the fund and which costs are not chargeable. Historical return that relates to a period longer than one year is annualized.

Fund objective

To achieve a return that is close to the benchmark return.

Currency Risk

The currency risk of the benchmark value of the investments in British pounds is hedged to the euro on a daily basis.

Dividends

The fund does not distribute dividends.

Fiscal status

There is tax transparency, which means the fund is not subject to corporate tax and the results on investments are directly attributed to the participants themselves.

Subscription and redemption

Participations are redeemable on a daily basis.

Costs

Subscription and redemption	Basis points
Subscription fee	22
Redemption fee	2

The manager reserves the right to charge actual costs. The subscription and redemption fees will be for the benefit of the Fund.

Chargeable costs:











- investment management fee selected asset managers;
- other costs such as commission, custody-, legal- and accountant fees and charges charged by financial supervisory bodies.











Non-chargeable costs:

The management fee for TKP Investments is charged directly per participant. Therefore, the returns per participant in this investment fund will not match the above-mentioned returns.

Historical cost ratios (%)	2018	2017
Ongoing Charge Figure (OCF)	0.05	0.03

The OCF reflects the ratio between the ongoing costs (which are charged to the fund) and the average net asset value of the fund, calculated on a daily basis. If a performance-related fee applies, it is not included here, but is shown separately.

Sector distribution		%
Financials		18.4
Consumer Staples		14.0
Health Care		13.6
Industrials		11.8
Consumer Discretionary		10.0
Energy		7.8
Materials		7.6
Information Technology		6.2
Telecommunication Services		4.8
Other		5.8

Country distribution		%
United Kingdom		26.1
France		16.7
Switzerland		15.6
Germany		14.2
Netherlands		6.2
Spain		4.8
Sweden		4.2
Italy		3.7
Denmark		2.8
Other		5.6

Top 10		%
1	Nestle Sa	3.9
2	Royal Dutch Shell	3.1
3	Novartis Ag	2.4
4	Roche Holdings Ag	2.3
5	Hsbc Holdings Plc	1.9
6	Bp	1.6
7	Total Sa	1.5
8	Sap Se	1.5
9	Lvmh Moet Hennessy Vuit	1.4
10	Astrazeneca	1.3

This information has been provided by TKP Investments. TKP Investments is a brand name of Aegon Investment Management B.V.

The information offers a summary of the Fund specifications and is subject to changes. The fund's terms and conditions (Terms & Conditions and Annex 1 Fund Fact Sheet) are leading. The information as mentioned in this document is exclusively meant for general purposes.